
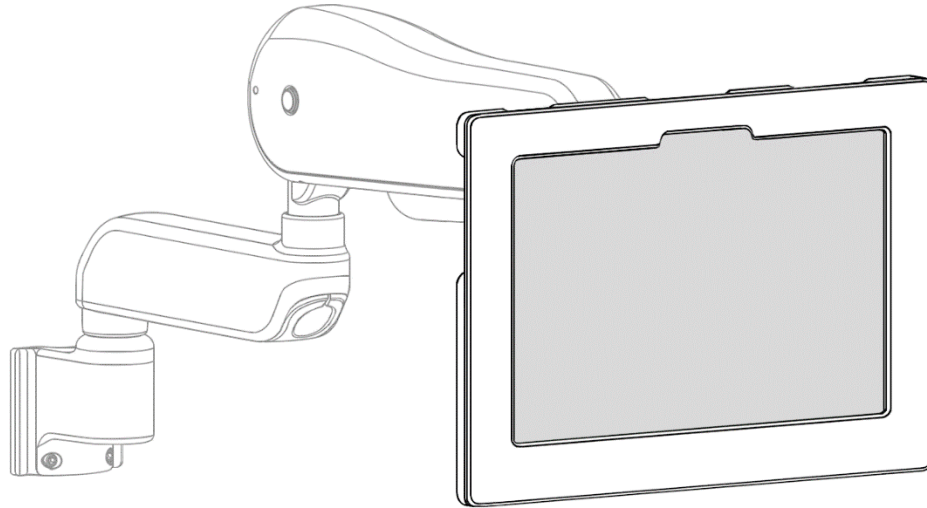
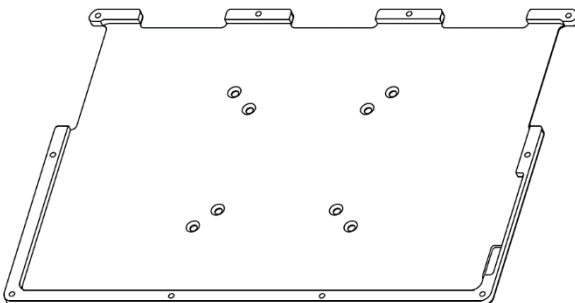


### Installation Guide

#### Tablet Enclosure Microsoft Surface 4 Pro and 2017 Surface Pro 75/100 VESA



(1X) Front Enclosure



(1X) Back Enclosure



(4X) 8-32 x 3/8" Flat Head Machine Screw (FHMS)



(4X) 8-32 Dome Nut



(10X) 4-20 x 3/8" Flat Head Plastite



(4X) # 8 Lock Washer

